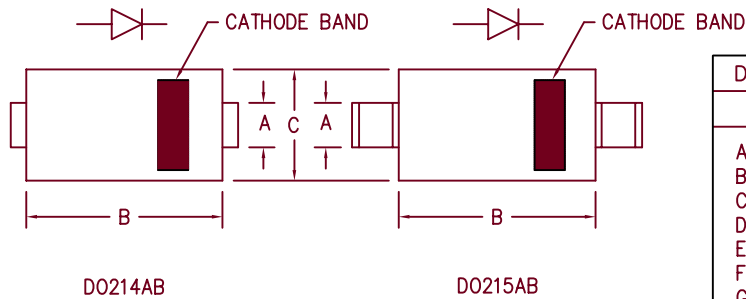
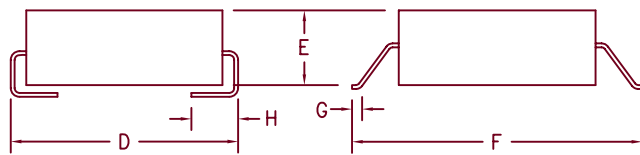


Ultra Fast Recovery Rectifiers

UFS330 – UFS350



Dim.	Inches		Millimeter		Notes
	Minimum	Maximum	Minimum	Maximum	
A	.117	.123	2.97	3.12	
B	.260	.280	6.60	7.11	
C	.220	.245	5.59	6.22	
D	.307	.322	7.80	8.18	
E	.075	.095	1.91	2.41	
F	.380	.400	9.65	10.16	
G	.025	.040	.640	1.02	
H	.030	.060	.760	1.52	



Microsemi Catalog Number	Working Peak Reverse Voltage	Repetitive Peak Reverse Voltage
*UFS330	300V	300V
*UFS340	400V	400V
*UFS350	500V	500V

* Add Suffix J for J Lead or G for Gull Wing Lead Configuration

- Ultra Fast Recovery
- VRRM 300 to 500 Volts
- 3 Amp Current Rating
- 175°C Junction Temperature
- t_{RR} 50ns Max

Electrical Characteristics			
Average forward current	IF(AV) 3.0 Amps	Square wave	
Maximum surge current	IFSM 100 Amps	8.3ms, half sine, $T_J = 175^\circ\text{C}$	
Max peak forward voltage	VFM 1.1 Volts	IFM = 3.0A; $T_J = 25^\circ\text{C}^*$	
Max reverse recovery time	t_{RR} 50 ns	1/2A, 1A, 1/4A, $T_J = 25^\circ\text{C}$	
Max peak reverse current	IRM 10 μA	VRRM, $T_J = 25^\circ\text{C}$	
Typical junction capacitance	CJ 16 pF	VR = 10V, $T_J = 25^\circ\text{C}$	

*Pulse test: Pulse width 300 μsec , Duty cycle 2%

Thermal and Mechanical Characteristics		
Storage temperature range	TSTG	-55°C to 175°C
Operating junction temp range	TJ	-55°C to 175°C
Maximum thermal resistance	R θ JL	25°C/W Junction to lead
Weight		.0047 ounces (.013 grams) typical



8700 East Thomas Road, P.O. Box 1390
 Scottsdale, AZ 85252
 PH: (480) 941-6300
 FAX: (480) 947-1503
 www.microsemi.com

05-08-07 Rev. 2

UFS330 — UFS350

Figure 1
Typical Forward Characteristics

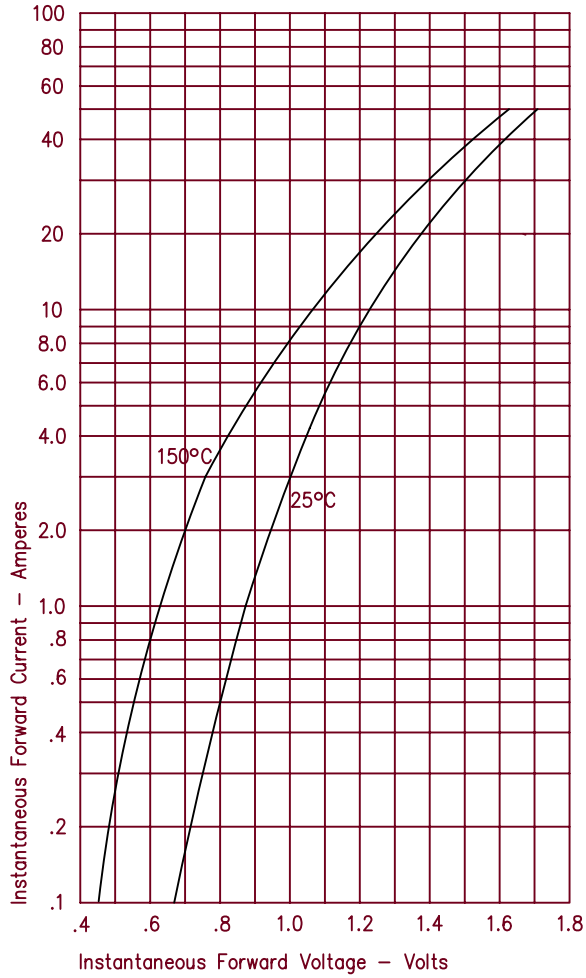


Figure 3
Typical Junction Capacitance

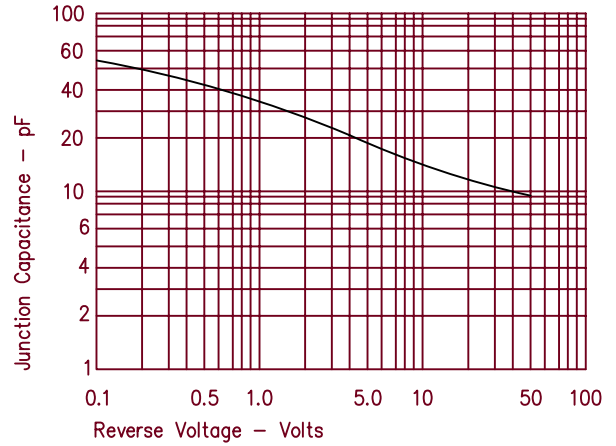


Figure 2
Typical Reverse Characteristics

