

TECHNICAL CHARACTERISTICS

SPECIFICATION

- >Contact Rating:
 - Switching: 25mA, 24VDC
 - Non-Switching: 100mA, 50VDC
- >Contact Resistance:
 - Initial: 50mOHM max.
 - After Life Test: 100mOHM max.
- >Insulation Resistance: min. 100MOHM at 500VDC
- >Dielectric Strength: 500VAC for 1 minute
- >Operating Force: 1000g max.
- >Mechanical Life: min. 5000 cycles
- >Electrical Life: 2000 cycles / 25mA, 24VDC
- >Flat Actuator Type

MATERIAL

- >Cover: PPS UL 94V-0, color Black
- >Base: HTN UL 94V-0, color Black
- >Actuator: PA 46 UL 94V-0, color White
- >Contact: Gold Plated
- >Terminal: Tin Plated

SOLDERING INFORMATION

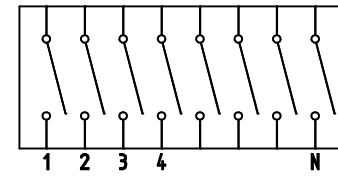
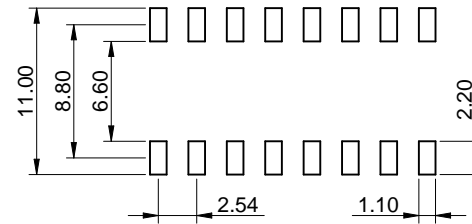
- >Terminal in SMD version
- >Reflow soldering according to JEDEC J-STD 020 Hot Air
- >Keep in "off" position during soldering
- >For cleaning or washing only with top tape sealed
- >VPH Heating Process not recommended

ENVIRONMENTAL

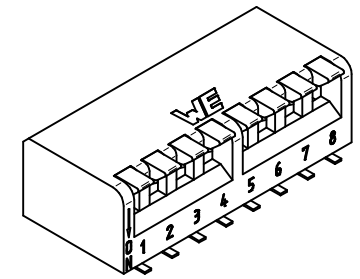
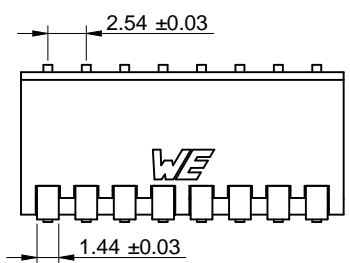
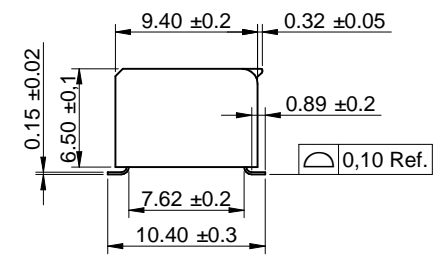
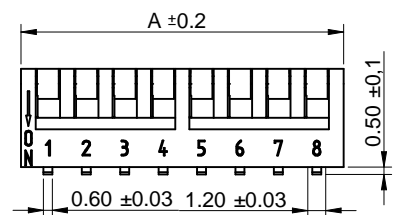
- >Storage condition: -40°C ~ +85°C
- >Operation condition: -40°C ~ +85°C
- >Compliance: Lead Free, ROHS, Reach

PACKAGING INFORMATION

- >Tape & Reel Packaging only
- >On delivery in "off" position



Wiring Diagram



DIMENSION							
No.Of Pole	2	3	4	5	6	7	
Dim. A (mm)	6.08	8.62	11.16	13.70	16.24	18.78	
No.Of Pole	8	10	12				
Dim. A (mm)	21.32	26.40	31.48				

Scale - 2:1

This electronic component is designed and developed with the intention for use in general electronics equipments. Before incorporating the components into any equipments in the field such as aerospace, aviation, nuclear control, submarine, transportation, (automotive control, train control, ship control), transportation signal, disaster prevention, medical, public information network etc. where higher safety and reliability are especially required or if there is possibility of direct damage or injury to human body, Wurth Elektronik must be asked for a written approval. In addition, even electronic component in general electronic equipments, when used in electrical circuits that require high safety, reliability functions or performance, the sufficient reliability evaluation-check for the safety must be performed before by the user before usage.

		GENERAL TOLERANCE			Basic material				
		.x = +/- 0,2 .xx = +/- 0,15							
		Date	Name		DESCRIPTION				
		Drawn	09-03-23	Jelisarow		WS-DISU, Piano type,			
		Checked	09-03-24	Hsu Mei-Ting		SMD version, flat Actuator without top tape sealed			
c	Revised MatchCode	14-07-10	AL	Würth Elektronik RDX	Scale	2:1	Position		SIZE
b	housing-bar	13-03-13	WJ		Drawing.- No.	4183111708xx			A4
a	warning text	11-10-26	WJ						
REV	FILE	DATE	BY	EDV NO	4183111708xx.dft		System :Solid Edge V20		