

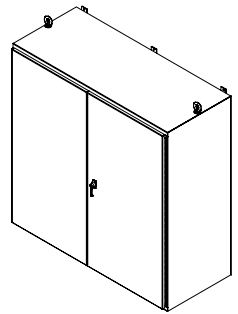


PART No. 1422D24

for more information visit
www.hammfg.com

Data subject to change without notice

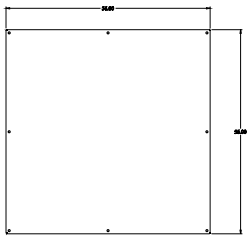
Isometric drawing Not to Scale



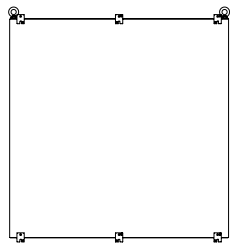
ISOMETRIC VIEW




TOP VIEW



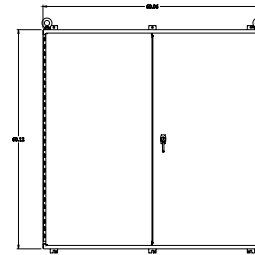
INNER PANEL



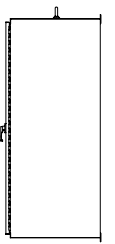
BACK SIDE VIEW



LEFT SIDE VIEW



FRONT VIEW



RIGHT SIDE VIEW



BOTTOM VIEW