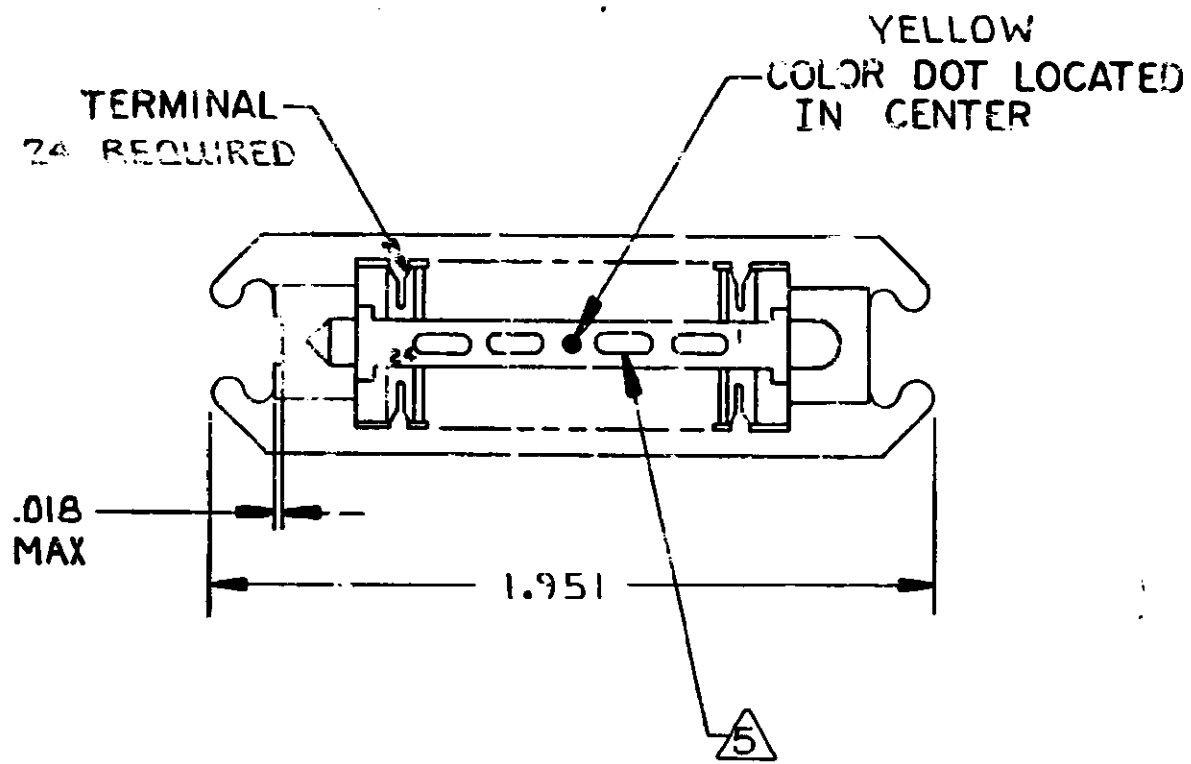
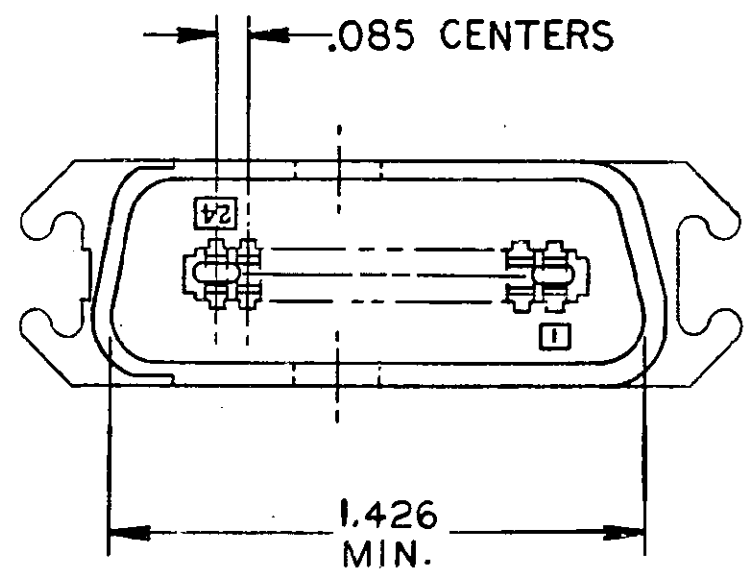
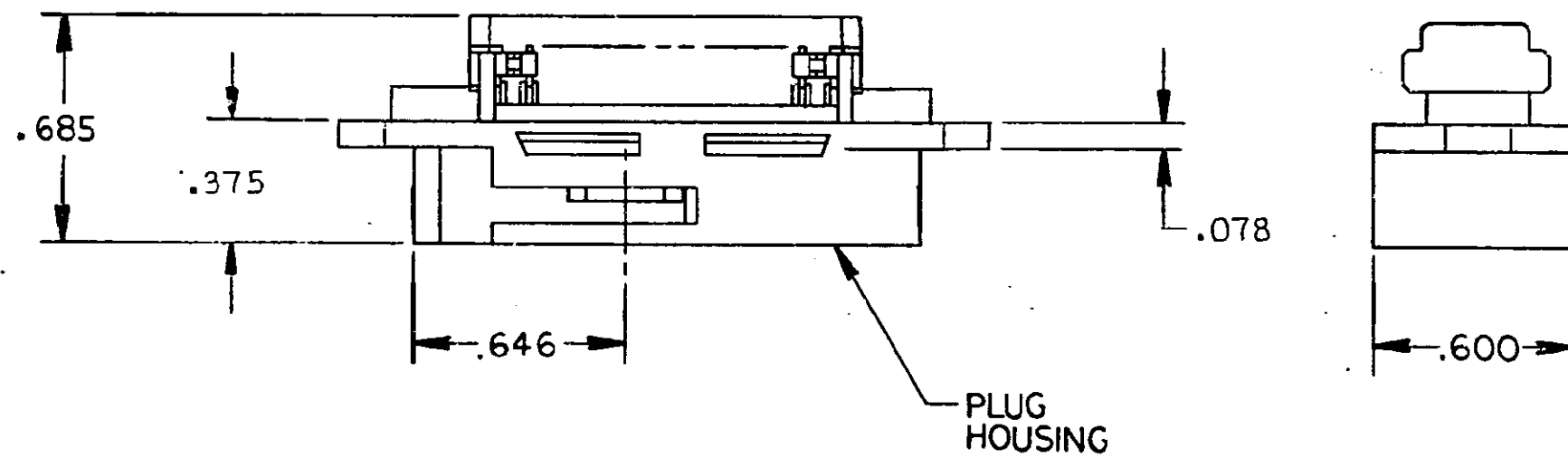


© COPYRIGHT 1974 BY AMP INCORPORATED, HARRISBURG
ALL INTERNATIONAL RIGHTS RESERVED, AMP INCORPORATED PRODUCTS
COVERED BY U. S. AND FOREIGN PATENTS AND/OR PATENTS PENDING.

| REVISIONS | | | | | DATE | APPROVE |
|-----------|---|------|-----|---------------------|---------|---------|
| P | F | ZONE | LTR | DESCRIPTION | | |
| G | | | | REVISED ECN AA-1315 | 10-5-89 | LHS |



1. THE CONTACT SURFACES OF THE TERMINALS ARE COATED WITH LUBRICANT.
 2. ALL DIMENSIONS SHOWN ARE FOR REFERENCE ONLY UNLESS OTHERWISE SPECIFIED.
 3. MATERIAL: HOUSING-THERMOPLASTIC (BLACK)
TERMINALS-GOLD OVER NICKEL
PLATED HIGH STRENGTH COPPER ALLOY
 4. WIRE SIZE: 26,27 OR 28 AWG 7 STRANDS OF COPPER CONDUCTORS. MAX INSULATION DIA OF .045 IS ACCEPTABLE FOR MOST APPLICATIONS.
- △ CORING MAY OR MAY NOT APPEAR AND IS AT THE DISCRETION OF AMP INCORPORATED.



552469-1 AS SHOWN

| | | | | | |
|--|--|------------------------------|--|---|--|
| UNLESS OTHERWISE SPECIFIED DIMENSIONS ARE IN INCHES. TOLERANCES ON: DECIMALS ± # ANGLES ± # | | CONTRACT NO | | PART NO | |
| MATERIAL | | DR <i>A. Helt 3-6-81</i> | | AMP INCORPORATED Harrisburg, Pa. | |
| FINISH | | CHK <i>MD Fred 3-30-81</i> | | NAME | |
| △ 3 | | APPD <i>Nov 3-30-81</i> | | ASSEMBLY, PLUG, 24 POSITION, E SLOT (CHAMP-LOK, BAIL LOCK) | |
| △ 3 | | APPD <i>P. K. D. 3/30/81</i> | | SIZE CODE IDENT NO DRAWING NO | |
| | | DSGN APPD | | C 00779 552469 | |
| | | OTHER APPD | | SCALE 2/1 SHEET 1 OF 1 | |
| | | <i>A. Trimm 12-17-87</i> | | | |