

THIS DRAWING IS UNPUBLISHED.

RELEASED FOR PUBLICATION

ALL RIGHTS RESERVED.

© COPYRIGHT - By TE Connectivity

LOC HB

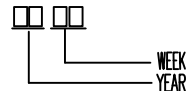
DIST -

REVISIONS

P	LTR	DESCRIPTION	DATE	DWN	APVD
A1		REVISED ECO-11-005140	29-MAR-11	RK	HMR
A2		1.CHANGE TE LOGO 2.ADD LINE IDENTIFICATION 3.TERMINALS TOLERANCE CLARIFICATION ECO-11-005140	26-MAR-12	YS.H	BH.Y

NOTES:

① 1. LOT NO. SYSTEM AS FOLLOWING:



② 2. TERMINAL DIMENSIONS BEFORE SOLDER DIP

③ 3. FOR THE TIN-PLATING OF THE PINS: +0.1mm FOR WIDTH, THICKNESS AND DIAMETER +0.5mm FOR LENGTH

DRILLING DIAGRAM  
BOTTOM VIEW (2/1)

CONNECTION DIAGRAM  
BOTTOM VIEW (2/1)

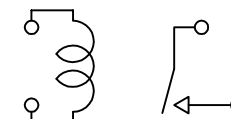
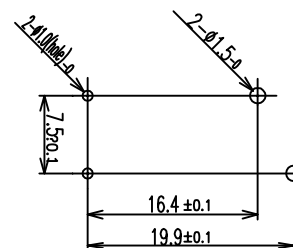
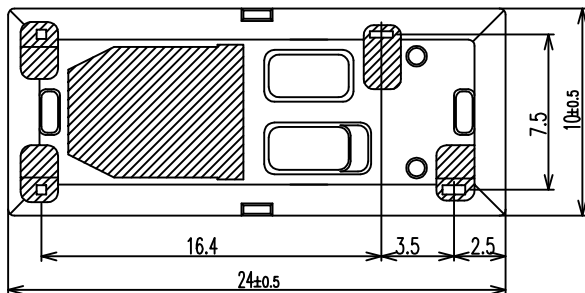

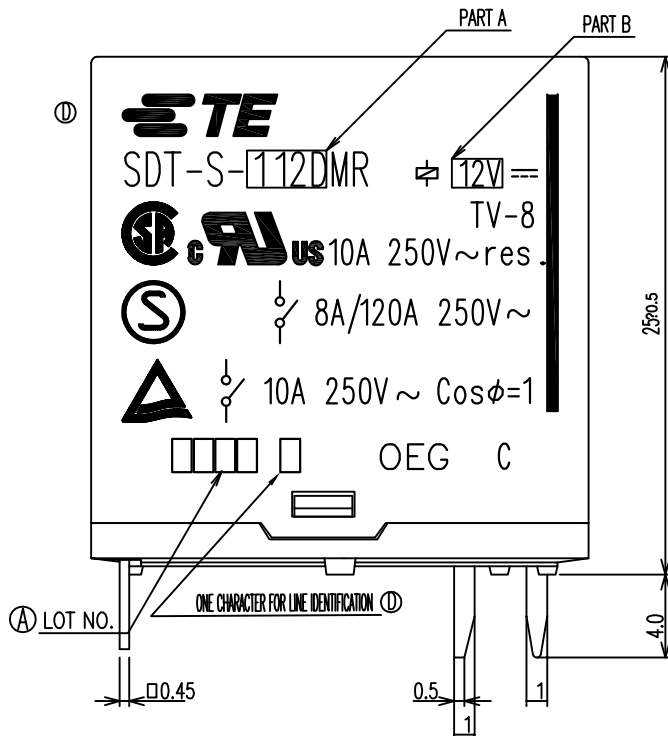


Diagram dimension	Tolerance
max. 1mm	±0.1mm
1 - 3mm	±0.2mm
min. 3mm	±0.3mm



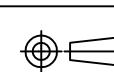
THIS DRAWING IS A CONTROLLED DOCUMENT.

DWN K.OKAKO

TE Connectivity

DIMENSIONS: mm

TOLERANCES UNLESS OTHERWISE SPECIFIED:



0 PLC	± -
1 PLC	± -
2 PLC	± -
3 PLC	± -
4 PLC	± -
ANGLES	± -

MATERIAL FINISH

CHK H.SASAKI  
APVD A.NAGAI  
PRODUCT SPEC  
APPLICATION SPEC  
WEIGHT

NAME			RESTRICTED TO		
SDT-DMR			-		
SIZE	CAGE CODE	DRAWING NO	-		
A3	00779	C=1461267	-		

CUSTOMER DRAWING SCALE 4:1 SHEET 1 OF 2 REV A2

THIS DRAWING IS UNPUBLISHED.

RELEASED FOR PUBLICATION

-. - .

© COPYRIGHT - By TE Connectivity

ALL RIGHTS RESERVED.

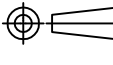
LOC	DIST	REVISIONS					
HB	-	P	LTR	DESCRIPTION	DATE	DWN	APVD
		-		SEE SHEET 1	-	-	-

SDT-S-118DMR	1461267-3	108-79782	18V	SDT-S-118DMR	STANDARD	h
SDT-S-148DMR	1461023-2	108-79440	48V	SDT-S-148DMR	STANDARD	g
SDT-S-124DMR	1419126-1	108-79439	24V	SDT-S-124DMR	STANDARD	f
SDT-S-112DMR	9-1419125-7	108-79438	12V	SDT-S-112DMR	STANDARD	e
SDT-S-109DMR	8-1419125-9	108-79437	9V	SDT-S-109DMR	STANDARD	d
SDT-S-106DMR	1461267-2	108-79436	6V	SDT-S-106DMR	STANDARD	c
SDT-S-105DMR	8-1419125-0	108-79435	5V	SDT-S-105DMR	STANDARD	b
SDT-S-103DMR	1461267-1	108-79434	3V	SDT-S-103DMR	STANDARD	a
TYPE NAME	PART NO	PRODUCT SPEC	PART B	PART A	DESCRIPTION	No

①

RELAY TYPE

		EPOXY RESIN	SEAL (BASE & TERMINAL)	15
		EPOXY RESIN	SEAL (BASE & YOKE)	14
		3UEW	MAGNETIC WIRE	13
94V-0		P.B.T	CASE	12
94V-0		P.B.T	BOBBIN	11
	SOLDER DIP	C.P WIRE	COIL TERMINAL	10
94V-0		NYRON	CARD	9
		AgSnO	MOVABLE CONTACT	8
		AgSnO	NO.CONTACT	7
		STEEL	HINGE SPRING	6
	SOLDER DIP	Cu ALLOY	NO.TERMINAL	5
	SOLDER DIP	Cu ALLOY	MOVABLE SPRING	4
	NIP	STEEL	CORE	3
	NIP	STEEL	ARMATURE	2
	NIP	STEEL	YOKE	1
INCOMBUSTIBILITY	TREATMENT	MATERIAL	DESCRIPTION	ITEM

THIS DRAWING IS A CONTROLLED DOCUMENT.		DWN	K.OKAKO		
DIMENSIONS: mm		CHK	H.SASAKI		
		APVD	A.NAGAI		
		PRODUCT SPEC	-		
MATERIAL		APPLICATION SPEC	-		
FINISH		WEIGHT	-		
		CUSTOMER DRAWING			
		SIZE	CAGE CODE	DRAWING NO	RESTRICTED TO
		A3	00779	C=1461267	-
		SCALE	SHEET	REV	
		4:1	2 of 2	A2	



SDT-DMR